


Lens-shaped camera cleaner

Fujin Mark II Fujin-D

Instruction manual



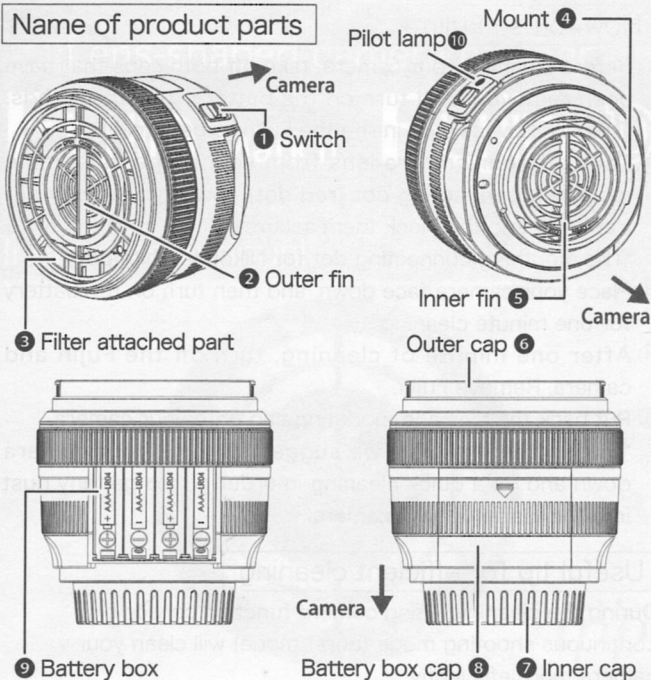
ipp

Thank you very much for purchasing the lens-shaped camera cleaner Fujin Mark II (EF-L002/L002R) Fujin D (F-L001/L001R). Make sure to read the instruction manual before use.

Product details

Product	Fujin Mark II	Fujin D
Model number	EF-L002/L002R	F-L001/L001R
Size	W84.5Ø×H72mm	W81.3Ø×H99mm
Weights	180g	200g
Materials	PC・ABS・PP resin・extras	
Output	DC6V Four size AAA batteries(not included)	
Power consumption	0.3A~0.5A	
Use time	Approximately 120 times (one minute use at a time)	

Name of product parts

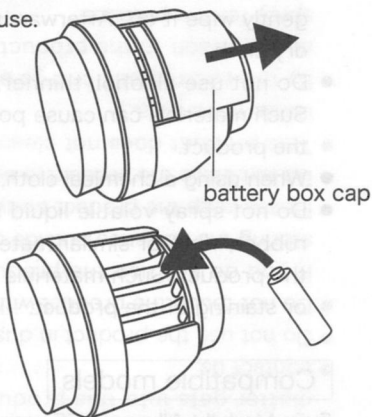


Basic setting and Operation

《Battery installation》

Four AAA batteries are not included.
Please purchase them before use.

1. Slide the battery box cap towards the outside and take it off.
2. Insert Batteries (four AAA batteries). Make sure you locate batteries on the right location. (+—)
3. Put back on the battery box cap. Make sure you hear click sound.

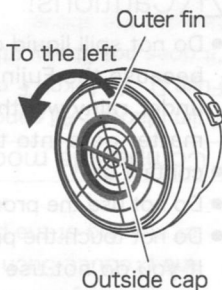


《Batteries will need replacing when》

Batteries can last approximately for 100 times by one minute use at a time. It is time to exchange the batteries when you stop hearing spinning sound of the fan motor.

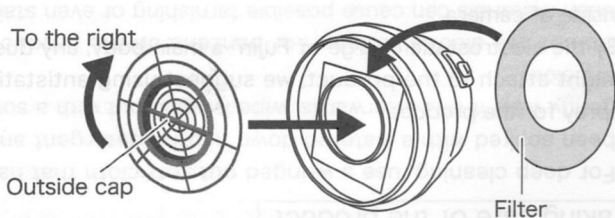
《Filter setting》

1. Take off the outside cap, and turn the handle to the left. Take off the fin.
2. Set up the filter on the center of the product.
3. Put the fin back, and then turn the handle to the right (close side). Make sure it is safely locked.



Importance

Must make sure the inner and the outer fins are safely locked. If the fins come off while being used, it may cause a malfunction.



《Filters will need exchanging when》

Change the filter every one or two months depending on how frequent the product is used.

*If you would like to purchase extra filters, please visit our website.

《The Manufacture》

日新精工株式会社 / 愛知県一宮市北方町北方字沼15番地

《The Distributer》

IPP株式会社 / 愛知県一宮市北方町北方字沼15番地

《Contact》

support@ipp-japan.com

How to use Fujin

- ① Before cleaning your camera, take off both caps that have been removed, and turn on the battery for 10 seconds. This will allow all dust inside the Fujin to be removed.
- ② Take off your camera lens from your camera. Pair the mounting connecting dot (red dot) and Fujin cleaner dot (red dot), and then lock them securely.
*The mounting connecting dot for Nikon is white dot
- ③ Place your camera face down, and then turn on the battery for one minute cleaning.
- ④ After one minute of cleaning, turn off the Fujin and camera. Remove Fujin.
- ⑤ Put back the lens and mounting cap onto your camera.
*During the cleaning, we suggest to face your camera down and do a quick cleaning in order not to get any dust into the inside of your camera.

Useful tip for efficient cleaning

During the cleaning, using camera function censor or continuous shooting mode (burst mode) will clean your camera more efficiently.

Taking care of the product

- For deep cleaning, use a wringed out soft cloth that has been soaked with a watered down neutral detergent and gently wipe it off. Afterwards, wipe it again but with a soft dry cloth.
- Do not use alcohol, thinner, or benzene on the product. Such materials can cause possible tarnishing or even stain the product.
- When using a chemical cloth, please follow the instructions.
- Do not spray volatile liquid such as insecticide, nor allow rubber, vinyl, or similar materials to remain in contact with the product. Such materials can cause possible tarnishing or staining of the product.

Compatible models

Fujin Mark II : All canon EF mount design models

Fujin D : All Nikon F mount design models

*It does not fit any other brand nor mount design models besides the above.

Cautions!

- Do not spill liquid or put foreign matter into this product, because the Fujin is not water proof. It cannot be used under rainy weather or in water. If any liquid or foreign matter gets into this product, turn off and immediately contact us.
 - Do not use the product in dusty, greasy, and humid places.
 - Do not touch the product with wet hands.
- If you do not use the product regularly we recommend storing the batteries outside of the unit.
- Please keep the product away from children.
 - Do not store the product in an unstable location.
 - This product does not clean the deep dust or stain from inside of camera.
 - By the electrostatic charge of Fujin' s main body, any dust might attach to the product; we suggest using antistatic spray for the product.

Precautions for during use or storage

- Do not store this product in an extremely high temperature environment.
Do not store the product in a car during hot weather. If you keep the product in a high temperature environment, it can cause damage or deformation of the product.
- Do not store the product under direct sunlight, nor near any heaters. It can cause damage or deformation of the product. Keep the product away from any heat.
- Do not store the product in an unstable location.
- Do not store the product in a strong magnetic environment.
- Do not store the product in a dusty or sandy area. Make sure not to get sand into the product while using it at the beach or sandy area. It could break or be significantly damaged. It may not be repairable.