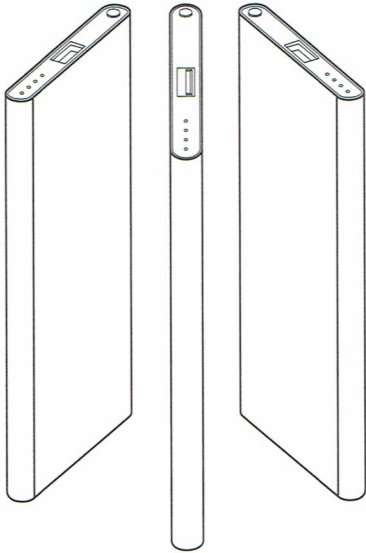


# 5400mAh Ultra Slim Smart Power Bank

## Instruction Manual



### Features

- Smart Identification:** Built-in identification chip, power input & output through 1 USB port.
- Smart Control:** Control the charging current automatically and fully charge the device efficiently.
- Smart Sleep:** Sleep automatically to save energy when you forget to switch off the power bank.
- Speedy Charging:** 2 A high current can speed up the charging time more than 1 time.
- Slim Design:** 9mm thickness only, easy portability.
- Light Weight:** Only 134g weight, less than iPhone 4S.
- Battery Efficiency:** Up to 80% high charging efficiency.

### Battery Life Extension on Phone & Tablet

1	IPHONE 4(S)	≥ 270%
2	IPHONE 5(S)	≥ 260%
3	IPHONE 6	≥ 210%
4	IPHONE 6 PLUS	≥ 130%
5	IPAD MINI	≥ 85%
6	IPAD MINI 2	≥ 60%
7	IPAD 4	≥ 33%
8	BLACKBERRY 9810	≥ 300%
9	SAMSUNG GALAXY NOTE	≥ 126%
10	SAMSUNG GALAXY S3	≥ 180%
11	SAMSUNG GALAXY S5	≥ 135%

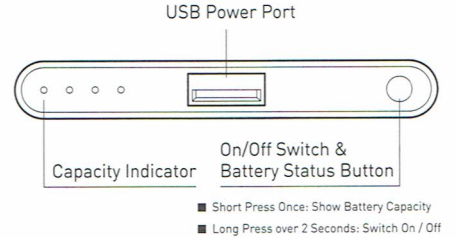
### Technical Data

Battery Capacity:	5400mAh
Battery Voltage:	3.7V
USB Input Voltage:	5V
USB Input Current:	1000mA
USB Output Voltage:	5V
USB Output Current:	2000mA

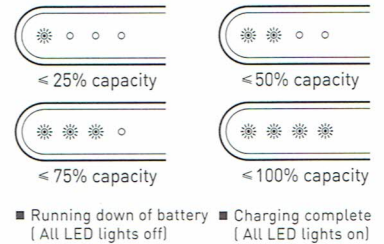
### Accessories

USB Cable	x1
-----------	----

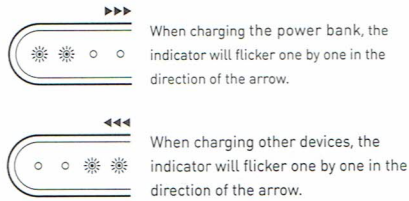
### Components



### Capacity Indicator

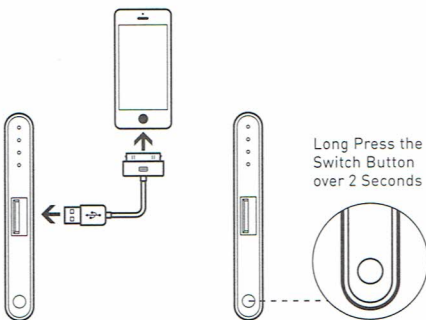


### Power Indicator



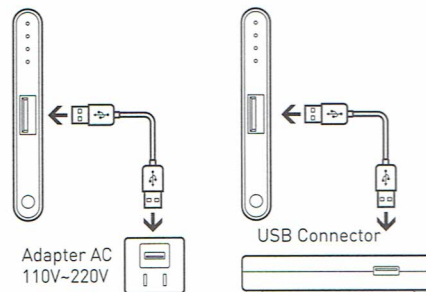
### To Charge Other Devices

Connect the dedicated power cable to the USB port of the power bank, long press the switch button for over 2 seconds to switch on and charging the battery of your device. When charging is finished, long press the switch button for over 2 seconds to switch off the power bank. If you don't switch off, the power bank will automatically sleep to save energy.



- The power bank does not have a power cable of different brands' electronic equipment, you can use its original power cable.

### To Charge the Power Bank through the USB Socket of Computer or Cell Phone Adaptor.



- The power bank does not have a dedicated adaptor and you can use any cell phone adaptor or 5V USB adaptor.

### Product Maintenance

- When out of service for a long period, it is recommended to retain 30% above of power and charge the battery for every two months.
- When the battery first use after long time unused, be sure to use up the electric residue then fully charge your battery. Circulates three times to activate and reach the maximum capacity.

### Warnings

Please read the instructions carefully before using the power bank. The company is not responsible for any loss of product damages caused by misuse.

- Do not place the power bank in high-temperature environments, including strong sunlight and fire.

- Do not drop or hit the power bank heavily or disassemble it.
- Do not store the power bank in a damp area.
- Do not use the USB charging cable which is not supplied by our company to charge your the power bank.
- It is recommended to fully charge the battery before your first use in order to extend its standby time.
- Children or the elderly should use the product under guidance.
- There will be a rise in temperature of the power bank in use and please expose the product in air.
- Do not cover the power bank with any item while it is operating.
- If the power bank is overheating, swelling or moisturizing in use or there is any abnormal conditions, please stop using it immediately.

